


GRADALL®

LAG 2800

STEEL MILL MAINTENANCE



SPECIFICATIONS

Engine

Gross Rating:

139 hp @2300 rpm (103kW) 398 ft/lb torque @1600 rpm (539 Nm)

- John Deere 4045HFC04 Final Tier IV Stage 5, 4 cycle, inline 4 cylinder, liquid cooled, electronic controlled
- Centralized oil and fuel filters, two fuel filters with water separator
- Isolated two-stage air filters with centrifugal pre-cleaner
- 100 amp alternator
- Block heater
- Remote engine oil drain

Fuel Tank

- 45 gallon (170 L)
- Quick, no spill fill system with automatic shut-off
- Visual fuel level gauge

Hydraulic Reservoir

- 70 gallon (265 L)
- High flow, 10 micron return filter
- 10 micron suction filter
- Visual oil level gauge with temperature gauge
- Cleanout covers for each compartment

Controls

- Radio joystick control pendant (SAE/NON SAE layout)
- Optional umbilical cord

Boom

- Adjustable roller telescopic boom
- 10ft (3048 mm) boom stroke
- 352° non-continuous boom rotate
- +38° -90° Tool pivot angle
- +25° -88° Boom hoist angle
- Quick change attachment adaptor

Undercarriage

- Independent high-flow hydraulic motors
- High torque planetary gear hub with hydraulic brake
- Tie-down d-rings
- Triple-grouser pad
- 360° continuous swing

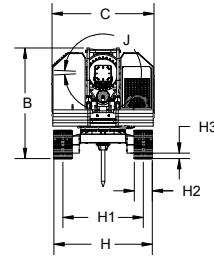
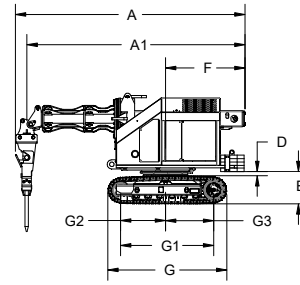
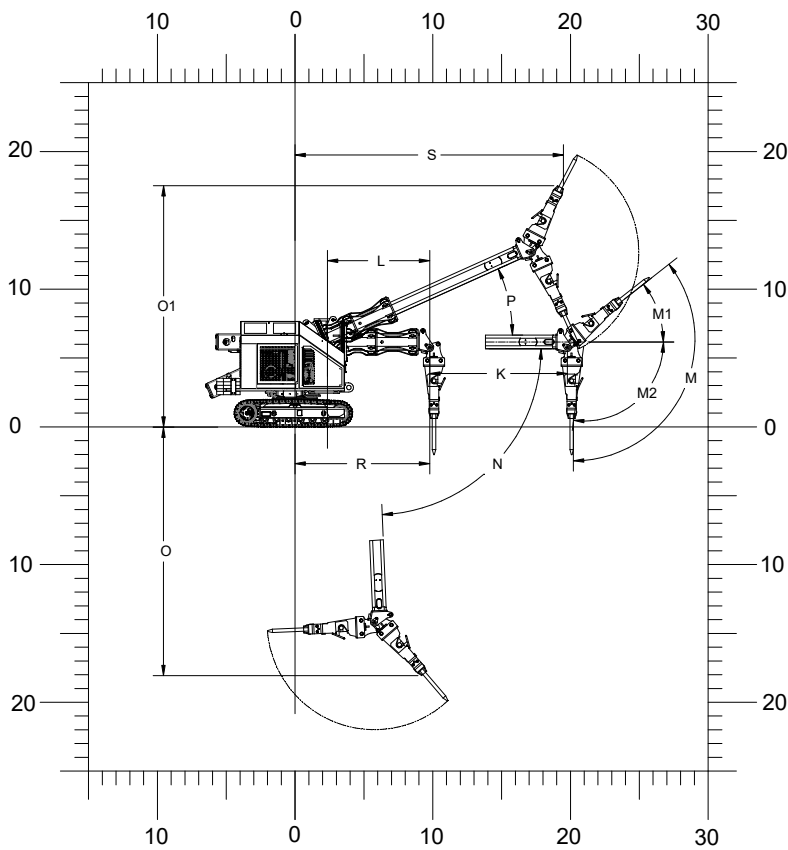
Hydraulics

- Load sense, pressure compensated pump 0-120 gpm (454 L/min)
- 4000 psi operating pressure
- 10 micron high pressure filter
- High-flow, low-pressure hydraulic components
 - One (1) boom in/out cylinder
 - Two (2) hoist cylinders
 - One (1) tool cylinder
 - One (1) slew drive motor
 - One (1) tilt motor
 - Two (2) track drive motors
- Counterbalance valves on rotate motor, hoist, stick and tool cylinders
- Active kidney loop hydraulic oil cooler

Electrical

- Simplified wire harness
- Centralized power distribution with spade fuses
- Battery disconnect with lockout
- Two 930 CCA batteries
- LED curtain safety lights
- LED warning strobe lights (amber, blue)
- LED work lights (flood, directional)
- Warning travel alarm

LAG 2800 STEEL MILL MAINTENANCE



Dimensions

- A** Overall length with hammer attachment down: 16'-8 1/16" (5081 mm)
- A1** Overall length without attachment: 15'-10 1/16" (4828 mm)
- B** Overall height without lifting bail up: 8'-7 1/16" (2450 mm)
- C** Overall weight: 7'-4 7/8" (2257 mm)
- D** Minimum clearance from undercarriage to counterweight: 1-3 3/4" (400 mm)
- E** Clearance from groundline to counterweight: 2'-4 3/16" (716 mm)
- F** Swing clearance, rear of upperstructure: 5'-9 1/4" (1759 mm)
- G** Nominal overall length of undercarriage: 8'-7 5/8" (2632 mm)
- G1** Nominal distance between centerlines of idler and sprocket: 6'-9 1/8" (2060 mm)
- G2** Axis of rotation to end of track assembly: 3'-3 3/16" (995 mm)
- G3** Axis of rotation to centerline of sprocket: 3'-5 15/16" (1065 mm)
- H** Undercarriage width: 7'-1 13/16" (2180 mm)
- H1** Track gauge, roller centerline to roller centerline: 5'-10 1/16" (1780 mm)
- H2** Track pad width: 1'-3 3/4" (400 mm)
- H3** Ground clearance: 4'-11 1/16" (119 mm)
- J** Boom rotate: 352° non-continuous
- K** Boom stroke: 10' (3048 mm)
- L** Boom reach from hoist pivot to axis of rotation of attachment: 7'-5 1/16" (2262 mm)
- M** Tool pivot angle: 128°
- M1** Tool up pivot angle: 38°
- M2** Tool down pivot angle: 90°
- N** Hoist down pivot angle: 88°
- O** Reach from groundline to end of hammer tool: 18'-9 1/16" (5501 mm)
- O1** Reach from groundline to end of hammer tool: 17'-6 5/16" (5342 mm)
- P** Hoist up pivot angle: 24°
- R** Reach from centerline to tool pivot: 9'-9 5/16" (2980 mm)
- S** Reach from centerline to end of hammer tool: 19'-5 15/16" (5942 mm)

GRADALL®

LAG

EQUIPMENT

406 Mill Ave. SW, New Philadelphia, Ohio 44663
 Phone: 800-445-4752
 www.Gradall.com

ALAMO GROUP GRADALL INDUSTRIES
 Form No. 000000 12/22
 Printed in USA

Specifications subject to change without notice.
 Metric units are meters (m) unless noted.
 Machines shown may have optional equipment.

It is Gradall Policy to continually improve its products. Therefore designs, materials and specifications are subject to change without notice and without incurring any liability on units already sold. Units shown may have optional equipment.